



RICHARD ALLEN PREPARATORY CHARTER SCHOOL

2021-22 SCHOOL PROGRESS REPORT ON EDUCATION AND EQUITY

School Code | 3359 Sector | Charter Network | Charters
Principal Name | Lawrence Jones
Address | 2601 S 58th St
Phone | 215-878-5144 Website | rapcs.org
Report Type | Middle School Grades in Report | 5-8
Admissions Category | Citywide
Turnaround Model | N/A
Receives HS Report | No
Oct 1 Enrollment | 391

Student Enrollment and Demographics



- 0.0% American Indian / Alaskan Native
- 1.8% Asian
- 94.1% Black / African American
- 1.5% Hispanic / Latino
- 1.8% Multi Racial / Other
- 0.0% Native Hawaiian / Pacific Islander
- 0.8% White

430

Total Number of Students Served for
10+ Days Over the Year

0.0%

% Students with IEPs

10.7%

% English Learners

100.0%

% Economically Disadvantaged

Student Attendance

50.0%

% Students Attending at Least 95%
of Instructional Days

61.4%

% Students Attending at Least 90%
of Instructional Days

Score Level

Level 5

Performance

At or Above Target in **0.0 %**
0 out of 5 Eligible Metrics


Improvement

Insufficient Data for Score

Goal Performance (All Students)

GOAL 1 | PSSA ELA % of Students Proficient
or Advanced (Grades 3-8)

Score: **24.4 %**



-18.1 pts from 2021-2022 target

NOT MEETING

no data prior year

GOAL 2 | PSSA ELA % of Students Proficient
or Advanced (Grade 3)

Ineligible by Report Type

GOAL 3 | PSSA Math % of Students Proficient
or Advanced (Grades 3-8)

Score: **2.5 %**



-26.2 pts from 2021-2022 target

NOT MEETING

no data prior year

- Meeting Target
- Not Meeting Target

Performance

Improvement

Level

American Indian / Alaskan Native

Insufficient Data
for Score

Insufficient Data
for Score

Asian

Insufficient Data
for Score

Insufficient Data
for Score

Black / African American

Insufficient Data
for Score

Insufficient Data
for Score

Hispanic / Latino

Insufficient Data
for Score

Insufficient Data
for Score

Multi Racial / Other

Insufficient Data
for Score

Insufficient Data
for Score

Native Hawaiian / Pacific Islander

Insufficient Data
for Score

Insufficient Data
for Score

White

Insufficient Data
for Score

Insufficient Data
for Score

English Learners

Insufficient Data
for Score

Insufficient Data
for Score

Students with IEPs

Insufficient Data
for Score

Insufficient Data
for Score

Economically Disadvantaged

Insufficient Data
for Score

Insufficient Data
for Score

Reading/ELA: Every Student Reads On or Above Grade Level

Goal 1 - Reading Grades 3-8

School Code | 3359 School Name | Richard Allen Preparatory Charter School

Goal 1: The percentage of students in grades 3-8 who are proficient on the state ELA assessment will grow from 35.7% in August 2019 to 65.0% by August 2026

PSSA ELA: % of Students Proficient or Advanced, Grades 3-8

All Students, 360 students

Score: 24.4 %



2021-2022 Target: 42.5 %

-18.1 pts from target

2025-2026 Goal: 65.0 %

-40.6 pts from target

NOT MEETING

no data prior year



- Meeting Target
- Not Meeting Target

American Indian / Alaskan Native

Insufficient Sample

Asian

Insufficient Sample

Black / African American, 339 students

Score: 24.8 %

-17.7 pts from target

NOT MEETING

no data prior year



Hispanic / Latino

Insufficient Sample

Multi Racial / Other

Insufficient Sample

Native Hawaiian / Pacific Islander

Insufficient Sample

White

Insufficient Sample

English Learners, 31 students

Score: 25.8 %

-16.7 pts from target

NOT MEETING

no data prior year



Students with IEPs, 58 students

Score: 8.6 %

-33.9 pts from target

NOT MEETING

no data prior year



Economically Disadvantaged, 360 students

Score: 24.4 %

-18.1 pts from target

NOT MEETING

no data prior year



Reading/ELA: Every Student Reads On or Above Grade Level

Goal 2 - Reading Grade 3

School Code | 3359 School Name | Richard Allen Preparatory Charter School

Goal 2: The percentage of 3rd grade students who are proficient on the state ELA assessment will grow from 32.5% in August 2019 to 62.0% by August 2026

PSSA ELA: % of Students Proficient or Advanced, Grade 3

All Students

Ineligible by Report Type

American Indian / Alaskan Native

Ineligible by Report Type

Asian

Ineligible by Report Type

Black / African American

Ineligible by Report Type

Hispanic / Latino

Ineligible by Report Type

Multi Racial / Other

Ineligible by Report Type

Native Hawaiian / Pacific Islander

Ineligible by Report Type

White

Ineligible by Report Type

English Learners

Ineligible by Report Type

Students with IEPs

Ineligible by Report Type

Economically Disadvantaged

Ineligible by Report Type

● Meeting Target

● Not Meeting Target

Math & Science: Every Student Performs On or Above Grade Level

Goal 3 - Math Grades 3-8

School Code | 3359 School Name | Richard Allen Preparatory Charter School

Goal 3: The percentage of students in grades 3-8 who are proficient on the state Math assessment will grow from 21.6% in August 2019 to 52.0% by August 2026

PSSA Math: % Students Proficient or Advanced, Grades 3-8

All Students, 357 students

Score: 2.5 %



2021-2022 Target: 28.7 %

-26.2 pts from target

2025-2026 Goal: 52.0 %

-49.5 pts from target

NOT MEETING

no data prior year



PSSA Science

% of Students Proficient or Advanced in Science (Grades 4 and 8)

14.8 %

17 out of 115 students

American Indian / Alaskan Native

Insufficient Sample

Asian

Insufficient Sample

Black / African American, 336 students

Score: 2.1 %

-26.6 pts from target

NOT MEETING

no data prior year



Hispanic / Latino

Insufficient Sample

Multi Racial / Other

Insufficient Sample

Native Hawaiian / Pacific Islander

Insufficient Sample

White

Insufficient Sample

English Learners, 31 students

Score: 9.7 %

-19.0 pts from target

NOT MEETING

no data prior year



Students with IEPs, 57 students

Score: 0.0 %

-28.7 pts from target

NOT MEETING

no data prior year



Economically Disadvantaged, 357 students

Score: 2.5 %

-26.2 pts from target

NOT MEETING

no data prior year



Climate, Culture & Opportunity

Guardrail 1 - Welcoming and Supportive Schools

School Code | 3359 School Name | Richard Allen Preparatory Charter School

Guardrail 1: Every school will be a safe, welcoming and healthy place where our students, staff and community want to be and learn each day. This means that our schools will be: 1) environmentally safe and clean; and 2) spaces with inclusive climates that provide students with access to robust social, emotional, and mental health supports.

School Climate Score	School Climate Survey		
Insufficient Sample	Insufficient Sample <i>Student Rating</i>	Insufficient Sample <i>Parent Rating</i>	Insufficient Sample <i>Teacher Rating</i>
School Instruction Score	School Instruction Survey		
Insufficient Sample	Insufficient Sample <i>Student Rating</i>	Insufficient Sample <i>Parent Rating</i>	Insufficient Sample <i>Teacher Rating</i>

- Meeting Target
- Not Meeting Target

 **Not Applicable**



School Has at Least 2 Behavioral/Mental Health Support FTEs per 500 Students

Climate, Culture & Opportunity

Guardrail 1 - Welcoming and Supportive Schools

School Code | 3359 School Name | Richard Allen Preparatory Charter School

Guardrail 1: Every school will be a safe, welcoming and healthy place where our students, staff and community want to be and learn each day. This means that our schools will be: 1) environmentally safe and clean; and 2) spaces with inclusive climates that provide students with access to robust social, emotional, and mental health supports.

% of Students Attending at Least 95% of Instructional Days	% of Students Attending			
<p>All Students: 430 Students</p> <p style="text-align: center;">Score: 50.0 %</p>  <p>2021-2022 Target: 52.9 % -2.9 pts from target</p> <p>2025-2026 Goal: 60.0 % -10.0 pts from target</p> <p>NOT MEETING no data prior year</p>	<p>Greater Than 95% of Instructional Days 50.0 %</p>	<p>90-95% of Instructional Days 11.4 %</p>		
<p>All Students: 430 Students</p> <p style="text-align: center;">Score: 61.4 %</p>  <p>2021-2022 Target: 82.3 % -20.9 pts from target</p> <p>2025-2026 Goal: 94.0 % -32.6 pts from target</p> <p>NOT MEETING no data prior year</p>	<p style="text-align: center;">Additional Metrics</p> <table border="0" style="width: 100%;"> <tr> <td style="width: 50%; text-align: center;"> <p>Not Applicable</p> <p><i>% of Teachers Attending at Least 95% of Work Days (Cumulative)</i></p> <p>Not Applicable</p> <p><i>% of Teachers Receiving a Proficient MMS Rating</i></p> </td> <td style="width: 50%; text-align: center;"> <p>Not Applicable</p> <p><i>Teacher Annual Retention</i></p> <p>Not Applicable</p> <p><i>% of Teachers Receiving a Distinguished MMS Rating</i></p> </td> </tr> </table>		<p>Not Applicable</p> <p><i>% of Teachers Attending at Least 95% of Work Days (Cumulative)</i></p> <p>Not Applicable</p> <p><i>% of Teachers Receiving a Proficient MMS Rating</i></p>	<p>Not Applicable</p> <p><i>Teacher Annual Retention</i></p> <p>Not Applicable</p> <p><i>% of Teachers Receiving a Distinguished MMS Rating</i></p>
<p>Not Applicable</p> <p><i>% of Teachers Attending at Least 95% of Work Days (Cumulative)</i></p> <p>Not Applicable</p> <p><i>% of Teachers Receiving a Proficient MMS Rating</i></p>	<p>Not Applicable</p> <p><i>Teacher Annual Retention</i></p> <p>Not Applicable</p> <p><i>% of Teachers Receiving a Distinguished MMS Rating</i></p>			

- Meeting Target
- Not Meeting Target

Climate, Culture & Opportunity

Guardrail 2 - Enriching and Well-rounded School Experiences

Guardrail 3 - Partnering with Parents / Family Members

School Code | 3359 School Name | Richard Allen Preparatory Charter School

Guardrail 2: Every student will have a well-rounded education with co-curricular opportunities, including arts and athletics, integrated into the school experience.

Guardrail 3: Every parent and guardian will be welcomed and encouraged to be partners in their child's school community.

% of Students Participating in Visual / Performing Arts

*% of Students
Participating in Visual /
Performing Arts*

100.0 %

352 out of 352 students

School Relationship Score

Insufficient Sample

Additional Metrics



Not Applicable

School Has a SAC/Parent Advisory Group



Not Applicable

School Has a SAC/Parent Advisory Group That Meets Regularly



Not Applicable

Number of SAC/Parent Advisory Group Meetings

- Meeting Target
- Not Meeting Target

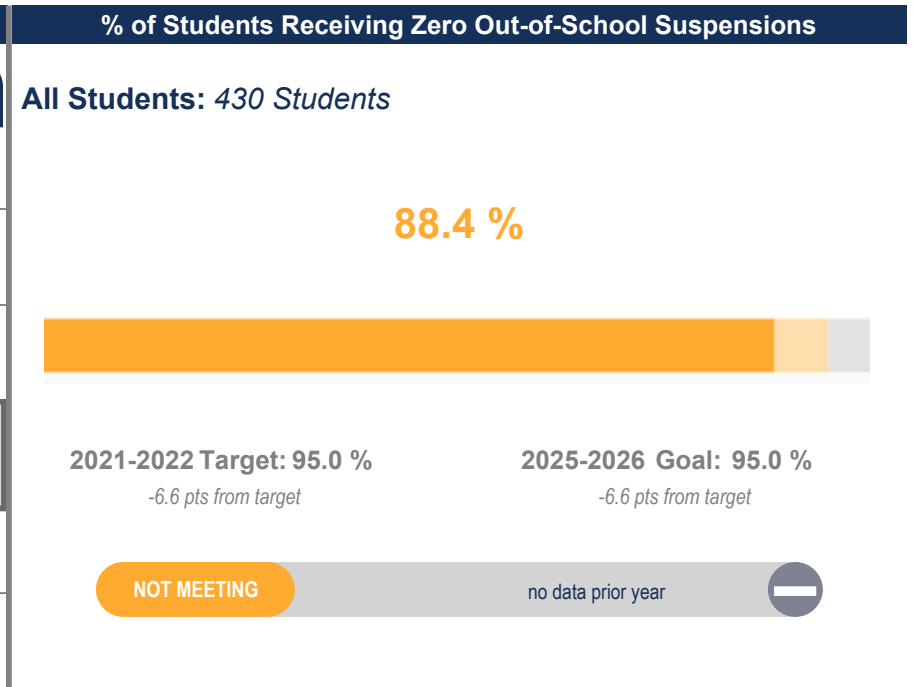
Climate, Culture & Opportunity

Guardrail 4 - Addressing Racist Practices

School Code | 3359 School Name | Richard Allen Preparatory Charter School

Guardrail 4: Our students' potential will not be limited by practices that perpetuate systemic racism and hinder student achievement.

Suspension Disproportionality		
	% of Enrollment (Total Enrollment)	% of Suspensions Given to Each Subgroup
All Students	(391)	
American Indian / Alaskan Native	0.0 % (0)	0.0 %
Asian	1.8 % (7)	1.5 %
Black / African American	94.1 % (368)	94.0 %
Hispanic / Latino	1.5 % (6)	0.0 %
Multi Racial / Other	1.8 % (7)	3.0 %
Native Hawaiian / Pacific Islander	0.0 % (0)	0.0 %
White	0.8 % (3)	1.5 %
English Learners	10.7 % (42)	6.0 %
Students with IEPs	0.0 % (0)	0.0 %
Economically Disadvantaged	100.0 % (391)	100.0 %



% of Students Qualified to Attend Criteria-Based High Schools

All Students	Black / African American	Hispanic / Latino
Not Applicable	Not Applicable	Not Applicable

- Meeting Target
- Not Meeting Target